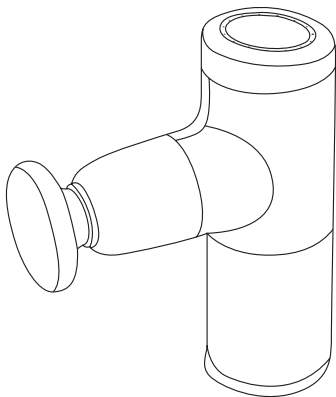


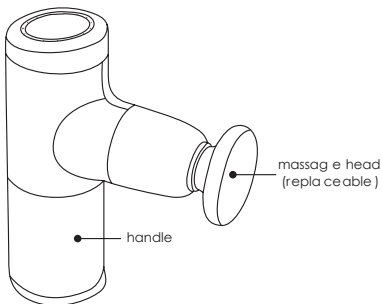
med  the original therapeutic massager
massager



owner's manual
accuvibe micro massage gum

medmassager.com
189 Continuum Drive, Suite A, Fletcher, NC 28732

product overview



massage heads



flat head

The flat head is great for relaxation and shaping various muscles of the body.



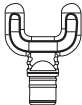
ball head

The ball head is suitable for massaging all muscle parts, such as palms, soles, etc.



cylinder head

The cylinder head is great for impacting deeper tissues, such as meridian joints, etc.



u-head

The u-head is great for massaging the neck, Achilles tendons, or the spine.

product parameters

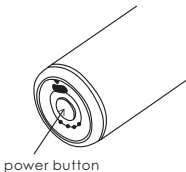
- Model: AccuVibe Micro Massage Gun
- Rate voltage: 8.4v
- Rated current: 2A
- Input parameter: 5V 2A
- Maximum speed: 3200RPM
- Battery capacity: 2000mAh
- Executive standard: GB31241-2014



product use

on/off

- Press and hold the power button for three seconds to turn on the device.
- Press and hold the power button for three seconds to shut down.

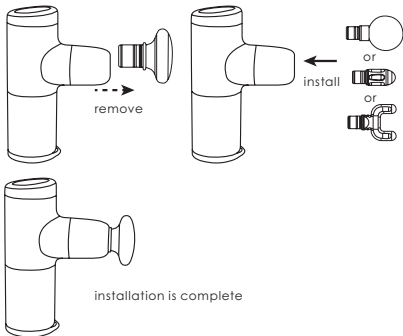


force adjustment

- The starting setting is the lowest vibration setting.
- Press the power button once to change settings.
- The maximum vibration setting is the fourth setting. Press the power button once while in the fourth setting to change back to the lowest vibration setting.

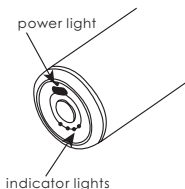
Note: In order to protect bones and muscles, avoid long-term fixed-point massage, which may result in damage to those parts. After 10 minutes of use, the AccuVibe Micro Massage Gun will automatically shut-off and engage the built-in "intelligent protection mode."

changing massage heads

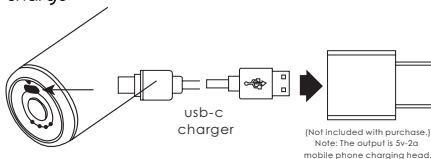


power light and indicator lights

- The power light is always green when the massager is turned on.
- The power light is red when charging and will turn green once fully charged.
- When the power is turned on, the power light flashes slower as the battery power drains.
- The indicator lights indicate the vibration setting of the AccuVibe Micro Massage Gun.
- When one light is on, you are in the lowest setting. Two lights indicate you are using the second setting. Three lights indicate the third setting and four lights indicate the highest setting.



charge



- Please be sure to fully charge the massager before first use.
- The charging time is about four hours and the maximum range is about 11.5 hours
- When the battery life of the massager is less than 10 percent, the power light will flash red. Turn off the machine and charge as soon as possible.

***To ensure proper device usage and safety, do not use the massager when charging.**

***In order to protect the battery life of the device, charge as soon as possible when you see the power light flashing red.**

indications for use

- Decrease pain and spasm due to muscle contusion, sprain and strain.
- Reduce swelling in a particular area or muscle.
- Loosen thickened connective tissue and fascia.
- Reduce the accumulation of lactic acid in the muscles.
- Increase joint mobility.
- Eliminate muscle fatigue.

do not use with/on:

- Aneurysm, bleeding disorders, or blood thinners.
- Heart disease with pacemaker or defibrillator.
- Pregnancy or cancer.
- Sensitive areas of the body such as the head and face, or the cervical vertebrae/any other part of the spine or vertebral bodies.
- The tibia, dorsum of the feet or hands, or near an area of the skeleton with less muscle coverage.

Note: This device cannot be used within three inches of an internal fixation device, or within 90 days after internal fixation surgery.

included

body



usb-c
charging cord



manual



ball head



u-head



cylinder head



flat head



medmassager.com

877.501.6334

1.828.475.6022 (International)

Sales@MedMassager.com

189 Continuum Drive, Suite A, Fletcher, NC 28732

warranty card

product model:

serial number:

purchase date:

customer name:

customer phone:

customer email:

warranty service terms:

1. The Accuvibe Micro Massage Gun is guaranteed under warranty for one year and the built-in battery is guaranteed under warranty for six months.
2. The warranty starts on the purchase date of the product.
3. In case of manufacturer defect requiring use of warranty, please send in the completed warranty card. The purchase documents are needed along with the product to be sent back to the manufacturer for repair.

the following circumstances are not covered under warranty:

1. Purchase documents and/or warranty card with detailed information cannot be provided.
2. Damage caused by human error or accidents.
3. The dismantling of the AccuVibe Micro Massage Gun will cause irreversible damage.

**MedMassager™ reserves the right to make the final decision for all applicable after-sale and warranty terms and restrictions.*