



# **GLAM - 9L**

## **MINI FRIDGE**

Instruction Manual

TABLE OF CONTENTS	
Page 2	Product Specs & Features
Page 3	Warranty Information
Page 4	What's in the Box
Page 4	How to get started
Page 5	Getting to know your Glam
Page 6	Product Characteristics
Page 6	What can you keep in your Glam
Page 7	Frequently Asked Questions
Page 8	Maintenance & safety information
Page 9	Basic troubleshooting
Page 10	Customer support
Page 11	Product Warnings



**GLAM - 9L**  
SKINCARE FRIDGE

**PRODUCT SPECS & FEATURES**

**Capacity**  
9 Liters

**Model No.**  
B9LW & B9LP

**Materials:**  
Plastic

**Internal Temperature:**  
50°F

**Weight:**  
8.05 lbs./  
3.65 kg.

**Input/Energy Consumption:**  
100-240V 50/60 Hz  
DCV---8V 3A

# WARRANTY INFORMATION

## **1-YEAR LIMITED WARRANTY - REGISTER AT: [www.cooluli.com/register](http://www.cooluli.com/register)**

Read all the instructions before attempting to use this product.

This 1-year limited warranty applies to repair or replacement if product, at COOLULI's option, is found to be defective in material or workmanship.

1. This warranty only applies to personal, non-commercial use. This warranty is not applicable to any damage resulting from commercial, abusive, unreasonable use or supplemental damage. Defects that are the result of normal wear and tear will not be considered manufacturing defects under this warranty.

**COOLULI IS NOT LIABLE FOR INCIDENTAL OR CONSEQUENTIAL DAMAGES OF ANY NATURE. ANY IMPLIED WARRANTY OF MERCHANTABILITY OR FITNESS FOR A PARTICULAR PURPOSE ON THIS PRODUCT IS LIMITED IN DURATION TO THE DURATION OF THIS WARRANTY.**

2. This warranty does not cover damage resulting from any unauthorized attempts to repair or from any use not in accordance with the instruction manual.

3. This warranty applies only to the original purchaser of this product from the original date of purchase. This warranty applies only if the unit is purchased new from an authorized retailer and is non-transferable from the original purchaser of the item. Any warranties accompanied with this product is only valid in the country of purchase.

4. Please read the Instruction Manual carefully before setting up or using this product. If you believe this product to be suffering from a manufacturing fault, or if you have inquiries about this product, please contact Customer Support:

COOLULI

ATTN: Customer Support

217 E. Highland Pkwy

Roselle, NJ 07203

Phone: (646) 787-1104

Email: [info@cooluli.com](mailto:info@cooluli.com)

When contacting Customer Support, please have the information below along with the proof of purchase. All warranty requests must be accompanied by proof of purchase, which is a copy of the original receipt/invoice.

Model: \_\_\_\_\_

Date of purchase: \_\_\_\_\_

Purchased from: \_\_\_\_\_



# WHAT'S IN THE BOX

9L MINI FRIDGE




Fig. 1

TYPE-C ADAPTER

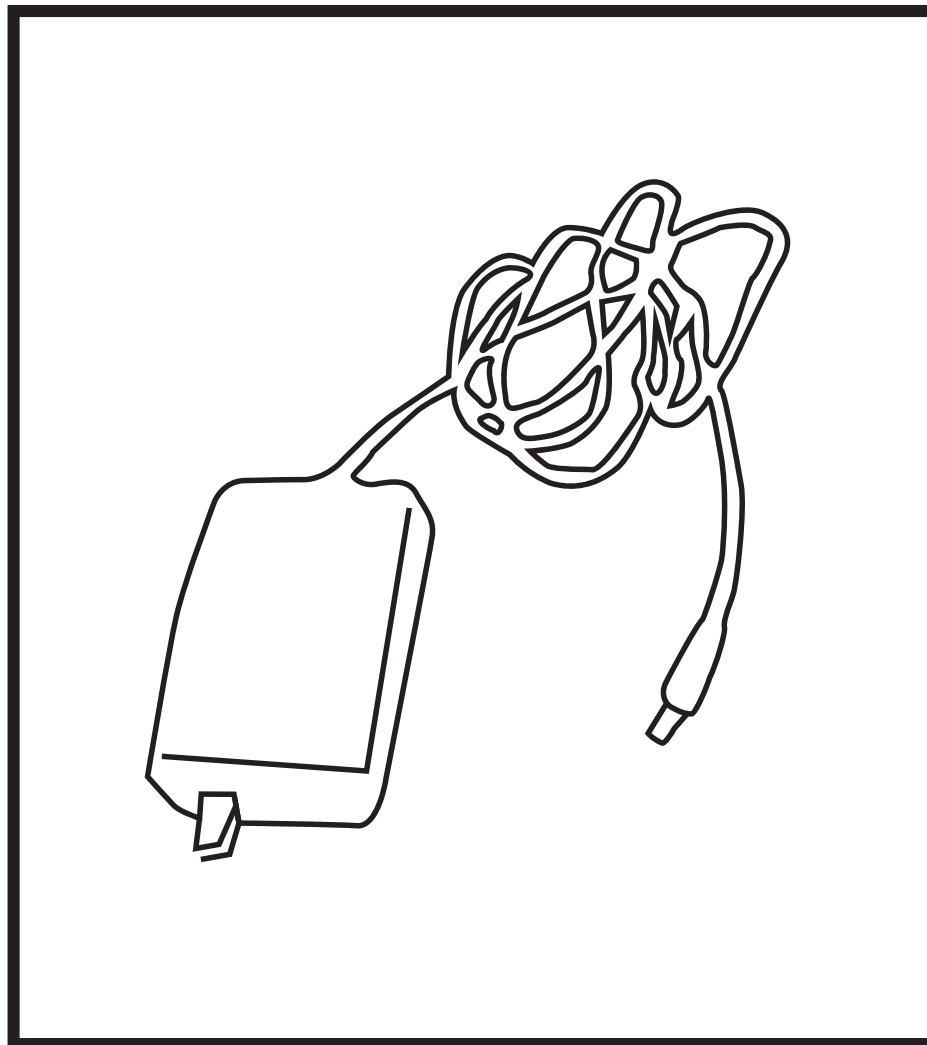


Fig. 2

INSTRUCTION MANUAL




Fig. 3


## HOW TO GET STARTED

### 1. **Plugging in your unit:**


Plug your Glam-9L into an outlet using the included power adapter, when the unit is on the LED indicator will light up.

### 2. **A minimum 3" vent clearance** on the back is required for proper ventilation.


### 3. **Add personal products.** Unit requires a one-hour minimum to reach its ideal temperature for skincare and beauty product storage. More time will be taken if more storage inside.



# GETTING TO KNOW YOUR GLAM



Rear fan cover



Filter net

Rear fan cover

This diagram shows the filter net and the rear fan cover. The filter net is a black, rectangular component with a fine mesh. The rear fan cover is a white, rectangular component with a black frame. The filter net is shown being inserted into the rear fan cover.



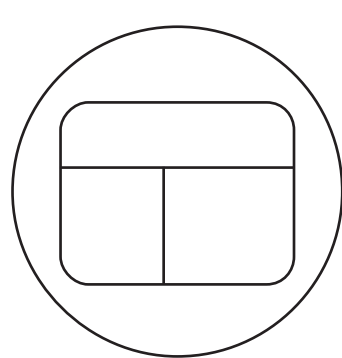


# CHARACTERISTICS


- This thermoelectric mini fridge is specially designed for your skincare and cosmetic products, beauty tools, and essentials.
- Storing skincare products in the fridge at your preferred temperature can help protect their longevity and stability.
- 9 Liters is roomy and convenient to organize your beauty products, more accommodating for taller serums, washes and lotions.
- Adopting the semiconductor air cooling technology that protects your makeup from freezing, frost and water droplet.
- This fridge is ultra-durable, eco-friendly and safe to use. It does not use compressors, cryogen, refrigerators, or freons.




Air Cooling



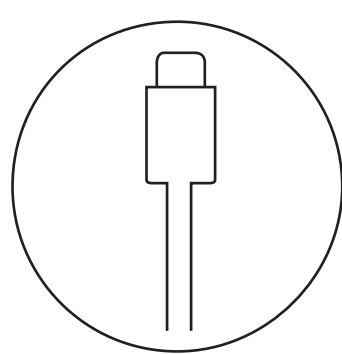
Optimized Storage




Dust-Proof



Low Noise



Type-C 8V Adapter



Frost-Free

## WHAT CAN YOU KEEP IN YOUR GLAM?

Glam-9L is ideal for storing beauty products including perfume, balm, lipstick, eye cream and eyeliner, jade roller, moisturizer, facial cleaner, lotion, cream, nail polish, organic and preservative-free skincare, serum, sheet mask, facial spray and mist, sunscreen, and toner, etc.

# FREQUENTLY ASKED QUESTIONS

## **What can I keep in my Cooluli?**

The Glam-9L was designed specifically for skincare and beauty products and tools. It is ideal for storing beauty products including: balms, eye creams and eyeliners, jade rollers, moisturizers/creams, nail polish, organic and preservative-free skincare, serums, sheet masks, facial sprays and mists, sunscreen, and toners.

## **Does this cooler have a lock?**

The Glam-9L door handle features a secure clasp to stay closed if unit is moved.

## **What kind of AC power outlet do I plug my Glam-9L into?**

The Glam-9L works with standard wall outlets. It works with 100-240V in compliance with worldwide standards. Plugging in your Glam beyond that voltage specification will burn out the AC port and void your warranty.

## **Does the Glam-9L have an "ECO mode"?**

The Glam-9L features Ecomax technology which is already power efficient with normal use.

## **Can I leave my cooler plugged in every day, 24 hours per day?**

Yes, you can leave your Glam-9L plugged into an AC outlet, works great in a home or office setting.

## **How can I get a replacement cord?**

Cooluli replacement cords are available on Amazon and on our website, Cooluli.com.

## **Can my cooler keep things frozen?**

The Glam-9L cannot be used as a freezer. This unit keeps beauty products cool at a steady 50° F which is ideal for helping to preserve and prolong the shelf life of a variety of beauty products.

## **Does this unit come with a warranty?**

Yes, every Cooluli product comes with a standard 1-year limited warranty. Please refer to this Instruction Manual or go to [info@cooluli.com](mailto:info@cooluli.com) for more information.



# MAINTENANCE & SAFETY INFORMATION



**FAILURE TO FOLLOW THESE SAFETY INSTRUCTIONS COULD RESULT IN FIRE, ELECTRIC SHOCK, OR OTHER INJURY.**

1. A minimum 3" vent clearance on the back is required for proper ventilation.
2. For optimum performance of your Glam-9L and the condition of your stored items, it is recommended to remove the rear fan vent cover once a month and wipe clean the cover and filter net with a dry cloth to clean any dust.
3. Indoor use only. The unit only works on 100-240V AC.
4. Unplug your unit when you clean it, use a soft cloth with cleaner to wipe its surface, and a wet cloth to wipe the storage compartments.
5. Do not attempt to dry your fridge or adapter with an external heat source, such as a microwave oven or a hair dryer.
6. Use original adapter(DC8V/3A) included in package. If adapter appear damaged, discontinue use immediately. Please contact us for a replacement.
7. Do not store any electronic product inside the unit.
8. When plugging in the unit, ensure that the power cord is inserted tightly into the socket. A loose socket can cause damage or fire.
9. Keep the unit away from flammable items and running water to prevent damage, injury, and/or fire.
10. Do not attempt to open, break, or refit the appliance.
11. Do not submerge or rinse under running water.
12. When packing the unit, do not place upside-down.
13. Avoid dropping or banging the unit.
14. Adult use and supervision only. This is not a toy and is not intended for use by children.

# BASIC TROUBLESHOOTING

The following issues give an overview of possible errors and instructions of how to check the unit.

Concern	Possible Reason	Check
Fan making a loud noise.	Check for fan obstruction or failure.	Check the back to see if there is at least a 2 inch clearance around fan and vents. If issue persists, contact Customer Support.
Unit doesn't cool contents as advertised.	The Cooluli Glam-9L keeps your skincare products cool at an even 50° F.	If temperature is significantly less than what is listed for your unit, contact Customer Support.
Unit not cool and power indicator light is not on.	Main power source failure.	Check outlets first, make sure power chord is fully plugged in.
Unit has stopped working.		If issue persists, contact Customer Support.
Water is collecting at bottom of unit.	Water condensation is normal for thermoelectric units as a result of cooling.	While the unit is off and at room temperature, take a soft cloth and gently wipe down the inside of your unit to remove any moisture that may accumulate. This is recommended once or twice a week.
Water drip or leakage.	Water condensation is normal in thermoelectric units. Check if water accumulation is due to condensation.	If issue persists, contact Customer Support for further assistance.

**For further assistance please contact  
Cooluli Support:**

COOLULI

ATTN: Customer Support

1425 37th St Suite 213

Brooklyn NY 11218

Phone: (646) 787-1104

Email: [info@cooluli.com](mailto:info@cooluli.com)



# WARNING

**PLEASE READ THESE DIRECTIONS CAREFULLY BEFORE USING THIS COOLER/WARMER UNIT TO ENSURE PROPER OPERATION. IMPROPER USE, INSTALLATION, ADJUSTMENT, ALTERATION, SERVICE OR MAINTENANCE CAN CAUSE INJURY OR PROPERTY DAMAGE.**

1. To ensure optimal performance, keep the unit's fans clear of dirt and debris. Stuck fans will overheat the unit and can pose a potential fire hazard.
2. Do not place any cloth or paper products on the unit.
3. When plugging in the unit, ensure that the power cord is inserted tightly into the socket. A loose socket can cause damage or fire.
4. Keep the unit away from flammable items and running water to prevent damage, injury, and/or fire.
5. DO NOT attempt to open, break, or refit the appliance.  
This unit ONLY works on 100-240V.
6. DO NOT submerge or rinse under running water.
7. When packing the unit, do not place upside-down.
8. Avoid dropping or banging the unit.
9. DO NOT leave the appliance in the rain.
10. Adult use and supervision only. This is not a toy. Children should not play with this cooler and warmer unit. For people with reduced physical, sensory, and/or mental capabilities, use precaution and follow all instructions when operating this unit to ensure safety.
11. Always keep ventilation openings clear of obstruction.
12. DO NOT use other electrical appliances inside the food storage compartments of the appliance.
13. If the power cord supplied is damaged in any way—DO NOT attempt to repair it; damaged power cords must be replaced by the manufacturer.



**[www.cooluli.com](http://www.cooluli.com)**

Distributed by Cooluli®  
New York, NY 11218  
Made in PRC  
Cooluli™ is a trademark of  
LISSE USA LLC  
(718) 834-5312  
Copyright ©2022 all rights reserved