
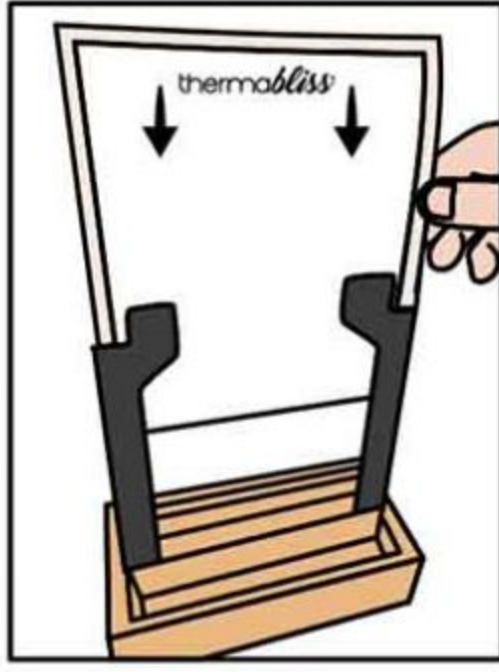


thermabliss PARAFFIN Protocol


HANDS (Mitts) or FEET (Booties)




1. Remove the cover and set aside.



2. Insert Heater Pouch in center slot of chamber making sure it sits flat on the bottom.




3. Hang first thermabliss Paraffin Mitt (or Bootie) on black posts using thermabliss ribbon at top.



4. Fold extra length of Mitt (or Bootie) under and tuck in base of heating chamber.



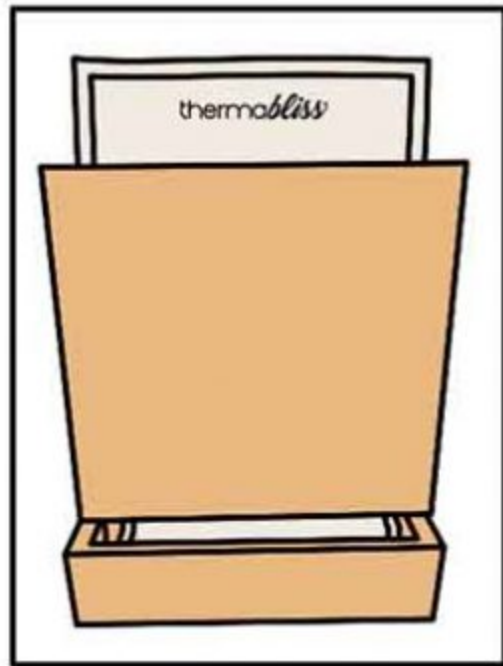
5. Repeat step 3 & 4 on the other side with second Mitt (or Bootie).



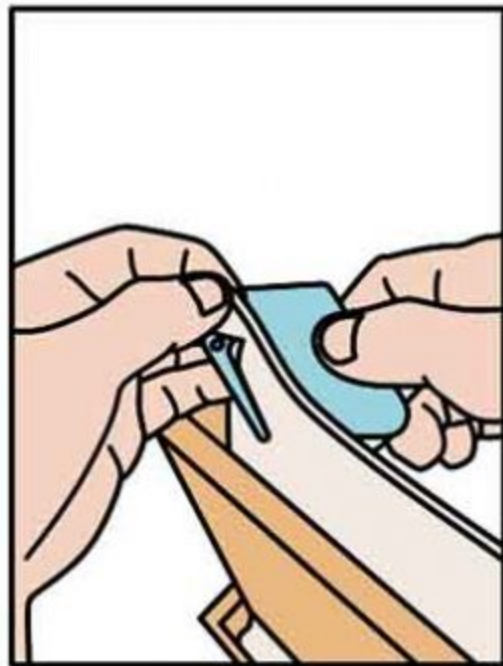
6. Shake heater pouch to level out the minerals across the bottom of heater pouch (as shown).



IMPORTANT: Make sure minerals are NOT bunched together in the corner!




7. Gently replace cover so thermabliss Paraffin logo is visible (as shown).




8. Holding far end of the Heater Pouch above and below the cut, pull toward yourself in a continuous motion to open the Heater Pouch with a straight cut (or, use scissors).




9. Using 50ml measuring cup (provided), pour room temperature water directly into the Heater Pouch to activate and begin the 6-minute melt.



10. Quickly fold top corners of heater pouch (as shown) to create an aesthetic plume of AromaVapor during the 6-minute melt time.



11. Treatment are ready in just 6 minutes and best used before 10 minutes.



12. Remove lid and set aside to access melted paraffin treatment.



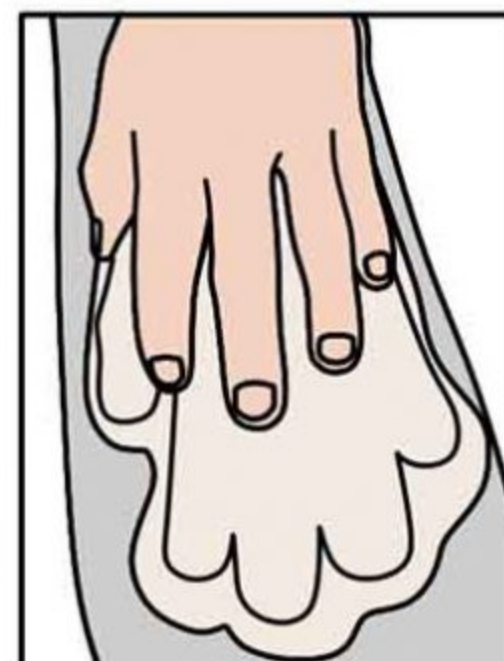
13. Remove Mitt or Bootie and pat out paraffin to distribute evenly.



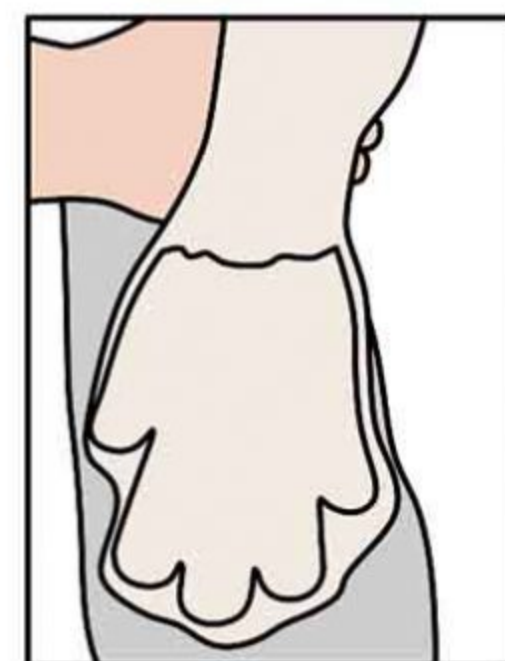
14. Ask client to:
 • "Go ahead and push through the sanitation seal" before they insert their hand/foot.
 • "Spread your fingers and go all the way in."



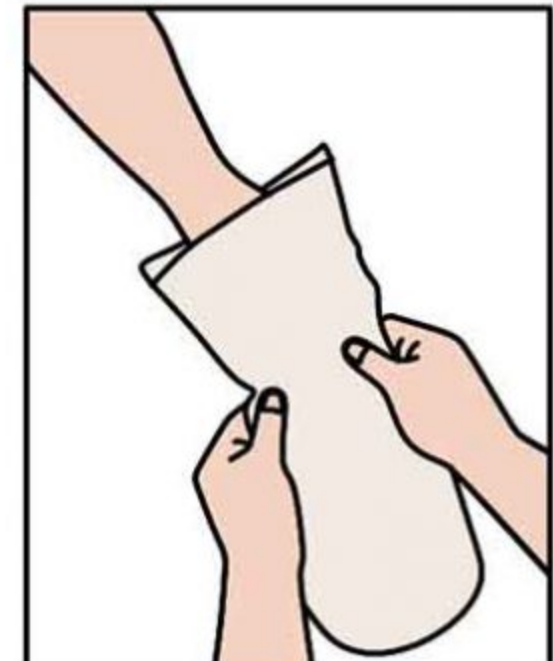
15. Support behind the wrist cupping with one hand and, with the other, slowly flood warm paraffin from fingertips up to the wrist. Keep elbow above wrist during first minute to avoid spillage.



16. Form an occlusive mask between fingers starting at fingertips and working up to the wrist (as shown). Quickly massage paraffin into cuticles for maximum moisturization.



17. Let treatment stand for 7 minutes (minimum) and up to 30 minutes, depending on your protocol. For treatments over 12 minutes, use Overmitts or Booties to extend the heat.



18. To remove treatment, massage gently while pulling toward you.