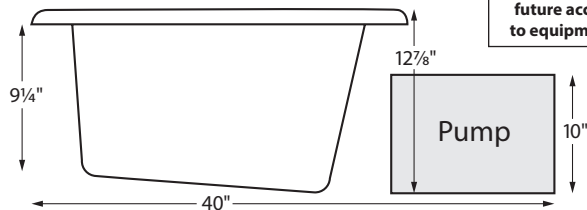
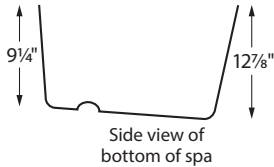
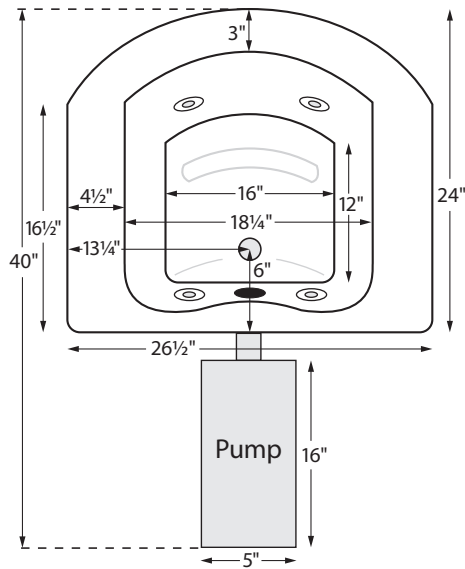


<p>Item # C9901T</p>	<p>Description MTI Baths Jentle Ped Pedicure Spa / Fill-Flush System</p>				
<table border="1"> <tr> <td data-bbox="123 254 932 915" rowspan="3">  </td> <td data-bbox="932 254 1562 323"> <p>Brand MTI Baths</p> </td> </tr> <tr> <td data-bbox="932 323 1562 701"> <p>For More Information or Purchase Contact: Universal Companies, Inc. SpaDev@UniversalCompanies.com US Toll Free: 800-558-5571, Int'l: 276-466-9110</p> </td> </tr> <tr> <td data-bbox="932 701 1562 915"> <p>List Price \$2,110.00 White</p> </td> </tr> </table>			<p>Brand MTI Baths</p>	<p>For More Information or Purchase Contact: Universal Companies, Inc. SpaDev@UniversalCompanies.com US Toll Free: 800-558-5571, Int'l: 276-466-9110</p>	<p>List Price \$2,110.00 White</p>
	<p>Brand MTI Baths</p>				
	<p>For More Information or Purchase Contact: Universal Companies, Inc. SpaDev@UniversalCompanies.com US Toll Free: 800-558-5571, Int'l: 276-466-9110</p>				
	<p>List Price \$2,110.00 White</p>				
<p>Features for Item #</p> <p>The Deluxe Drop-In Pedicure Basin has four multi-directional high flow white jets that mix air and water (some of the competition only use water, which equates to less pressure) and 1 horse power whisper-quiet pump. Benefits: It has a factory installed single lever mixing valve with atmospheric vent/backflow chrome prevention valve. It has a recess for the legs on the client side of the foot spa and is sloped for extra comfort. It has a raised foot bar for stretching the plantar of the foot. It has a fill-flush cleaning system, color upgrades, cable-driven drain, handheld sprayer, polished chrome trim. The new model (120) has more flexibility for the location of the Breda Valve (backflow prevention valve for the Fill-Flush cleaning system) and mixing valve. The reason for this flexibility is that the pump on this model sticks out underneath where the seat will be, so there is more room for plumbing under the foot spa. On the C990+T model (the original model), all fixtures must be located as shown in the photo (attached). The new model's pump location (under the seat of the client) provides a natural cavity where ventilation and pump access are both easily provided- access panels must still be provided for service to the pump.</p>					
<p>Overview of Specifications for item #</p> <ul style="list-style-type: none"> ●Dimensions: Exterior Dimension: 26.5" x 24" x 12.875"/9.25" ●Electrical: 110V, 5.5 amps, includes 27" grounded 3-prong plug to be plugged into a standard grounded GFCI protected receptacle. ●Suggested Outlet: Dedicated line with a GFCI outlet ●Plumbing: 3/4" Hot & Cold, 1.5" waste ●Warranty: 1 year parts and labor ●Certifications: NAHB ●Country of Origin: United States <p>●Installed By: Client's Contractor</p>					

Note: Manufacturer's change item specifications and prices over time, contact SpaEquip for updated informatio

26.5" x 24" x 12.875" / 9.25" deep



Before ordering or installing, please consider future access to equipment.

ELECTRICAL SPECIFICATIONS

Required Electrical Service 1-15 amp, 110 Volt GFCI Outlet

CONSTRUCTION AND STANDARD FEATURES

- Durable Lucite® cast acrylic shell is extremely scratch- and stain-resistant, yet renewable because the color goes all the way through the material.
- Non-porous surface makes cleaning easier.
- Reinforcement consisting of multi-layered backing of thick fiberglass / resin / titanium.
- 4 multi-directional point-massage jets (whirlpool models only).
- 1.0 bhp pump and 1 suction fitting (whirlpool models only).
- On / off control and silent air volume control (whirlpool models only).
- 2" drain.
- Ergonomic design includes sloped floor, concave calf recesses and integrated raised stretch bar in the sink floor for foot exercises.
- CSA Certified C/US.
- Meets or exceeds ASTM D2565 and ANSI Z 124.6 1997.
- Limited Residential / Commercial Warranty: 1 year
- Shipping weight: 63 lbs.

INSTALLATION:

Measurements are $\pm 1/2"$ and are subject to change without notice. Data herein supersedes all previous prior to publication date indicated below.

Foot Spa 2

Part # - MTL-120JP



Soaker (non-jetted)

- AVAILABLE COLORS** - White - Part # MTL120JPSW **\$640**
 Bone, Biscuit - Part # MTL120JPSB **\$655**
 Black, Sterling Silver - Part # MTL120JPSGRP1 **\$720**

Whirlpool (without cleaning system)

- AVAILABLE COLORS** - White - Part # MTL120JPW **\$1,385**
 Bone, Biscuit - Part # MTL120JPB **\$1,400**
 Black, Sterling Silver - Part # MTL120JPGRP1 **\$1,465**

Whirlpool with Cleaning System

- AVAILABLE COLORS** - White - Part # MTL120JPCLW **\$2,210**
 Bone, Biscuit - Part # MTL120JPCLB **\$2,225**
 Black, Sterling Silver - Part # MTL120JPCLGRP1 **\$2,290**

Whirlpool with Cleaning System & Factory-Supplied Valves

- AVAILABLE COLORS** - White - Part # MTL120JPCLVW **\$2,475**
 Bone, Biscuit - Part # MTL120JPCLVB **\$2,490**
 Black, Sterling Silver - Part # MTL120JPCLVGRP1 **\$2,550**

OPTIONS

- Upcharge for Breda valve in Brushed Nickel (JPBNB) **\$45**
- Upcharge for Breda & mixing valves in Brushed Nickel (JPBNMB) **\$175**
- Drain Kit - Cable Driven
 - Chrome (JPDKC) **\$190**, Brushed Nickel (JPDKBRN) **\$230**
- Hand-held sprayer
 - Chrome (JPHHC) **\$250**, Brushed Nickel (JPHHBN) **\$410**
- Ozonator Sanitation System (OZONE) **\$520**
- Fresh Wave Cleaning Solution - see information at bottom of page.
 - Pack of 3 (FFCLBOT) **\$105**, Case of 12 (FFCLCASE) **\$285**
 - Quick Ship / Priority. Call for availability. Part # QUISISNKSH **\$185**

Fresh Wave

Fresh Wave is a detergent specially formulated to clean the internal plumbing components of any whirlpool, including MTI's Foot Spas. This cleaning solution has been thoroughly tested and is not harmful to any components, including seals.

