

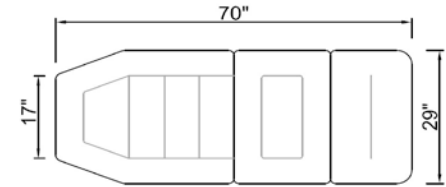
# Marimba



(Shown with optional armrests)

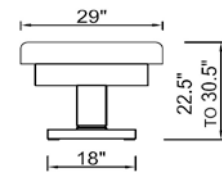
## TOP

Top design	Three-section, upholstered top with tapered upper-body section
Standard size top	29" x 70"
Foam	5" triple-wrap
Frame	Tubular steel structure, white powder-coat finish
Adjustments	Four motorized adjustments for height, tilt, upper body, and leg
Incline tilt angle	Top rotates toward head end to 30° below horizontal
Upper body tilt angle	Upper-body section adjusts to 70°
Lower leg tilt angle	Lower leg section folds to 100°



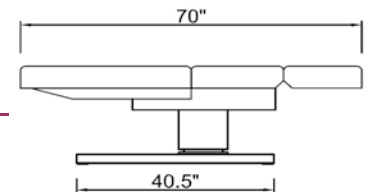
## BASE & FRAME

Carbon steel base	Sleek, low profile, contemporary design
Height range	22.5" to 30.5"
Lifting weight	Lifting weight capacity 375 lbs.
Capacity	Static weight capacity 800 lbs.



## MOTORS & CONTROLS

Base lift motor	One 24v DC, 5 amp max motor/actuator in the pedestal extrusion (powered through the same transformer as the top actuators)
Tilt motor	One 24v DC, 5 amp max motor/actuator in the pedestal extrusion (powered through the same transformer as the top actuators)
Top motors	Two 24v DC, 5 amp max motor/actuators, UL recognized; powered through a 110v, 5 amp transformer
Controls	Hand control



## VINYL

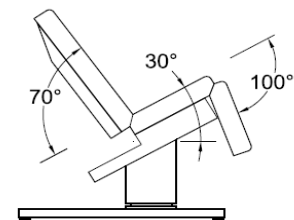
PVC	Sturdy PVC fabric
-----	-------------------

## ACCESSORIES

Sidearms	Swing Away Arms w/ Manicure Trays
Face support	Deluxe FaceSpace II
Footrest extension	Salon Footrest (Note: limits lowering of leg section when installed)
Neck bolster	Facial Neck Bolster

## GUARANTEES

Structure	10 yrs. on replacement parts for frame/structure and 1 yr. on labor
Motor & controls	2 yrs. on electrical/mechanical parts
Vinyl & foam	2 yrs. on materials



## WEIGHTS

Table weight	185 lbs.
Shipping weight - boxed	265 lbs.

10/14

[www.TouchAmerica.com](http://www.TouchAmerica.com)  
 (800) 678-6824 • (919) 732-6968

