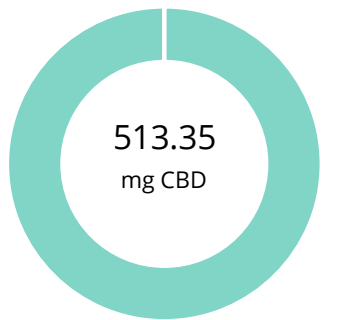


## cbd massage cream

<b>Batch ID:</b>	04/01/21	<b>Test ID:</b>	T000141602
<b>Type:</b>	Unit	<b>Submitted:</b>	05/18/2021 @ 09:02 AM
<b>Test:</b>	Potency	<b>Started:</b>	5/18/2021
<b>Method:</b>	TM14	<b>Reported:</b>	5/19/2021

## CANNABINOID PROFILE



CBD	0.25%
CBDa	0.00%
delta 9 THC	0.00%
THCa	0.00%

Compound	LOQ (mg)	Result (mg)	Result (mg/g)
Delta 9-Tetrahydrocannabinolic acid (THCA-A)	58.36	ND	ND
Delta 9-Tetrahydrocannabinol (Delta 9THC)	65.87	ND	ND
Cannabidiolic acid (CBDA)	48.12	ND	ND
Cannabidiol (CBD)	46.91	513.35	2.5
Delta 8-Tetrahydrocannabinol (Delta 8THC)	72.53	ND	ND
Cannabinolic Acid (CBNA)	41.54	ND	ND
Cannabinol (CBN)	19.00	ND	ND
Cannabigerolic acid (CBGA)	60.88	ND	ND
Cannabigerol (CBG)	14.56	ND	ND
Tetrahydrocannabivarinic Acid (THCVA)	51.48	ND	ND
Tetrahydrocannabivarin (THCV)	13.25	ND	ND
Cannabidivarinic Acid (CBDVA)	20.07	ND	ND
Cannabidivarin (CBDV)	11.10	ND	ND
Cannabichromenic Acid (CBCA)	23.46	ND	ND
Cannabichromene (CBC)	25.65	ND	ND
<b>Total Cannabinoids</b>		<b>513.35</b>	<b>2.5</b>
Total Potential THC**		ND	ND
Total Potential CBD**		513.35	2.5

% = % (w/w) = Percent (Weight of Analyte / Weight of Product)

\* Total Cannabinoids result reflects the absolute sum of all cannabinoids detected.

\*\* Total Potential THC/CBD is calculated using the following formulas to take into account the loss of a carboxyl group during decarboxylation step.

$$\text{Total THC} = \text{THC} + (\text{THCa} * (0.877)) \text{ and}$$



$$\text{Total CBD} = \text{CBD} + (\text{CBDa} * (0.877))$$

ND = None Detected (Defined by Dynamic Range of the method)

## NOTES:

# of Servings = 1, Sample Weight=204g

## FINAL APPROVAL

 <b>Rvan Weems</b> 19-May-2021 1:48 PM	 <b>Daniel Weidensaul</b> 19-May-2021 1:50 PM
PREPARED BY / DATE	APPROVED BY / DATE

Testing results are based solely upon the sample submitted to Botanacor Laboratories, LLC, in the condition it was received. Botanacor Laboratories, LLC warrants that all analytical work is conducted professionally in accordance with all applicable standard laboratory practices using validated methods. Data was generated using an unbroken chain of comparison to NIST traceable Reference Standards and Certified Reference Materials. This report may not be reproduced, except in full, without the written approval of Botanacor Laboratories, LLC. ISO/IEC 17025:2005 Accredited A2LA Certificate Number 4329.02



Certificate #4329.02

## cbd massage cream


<b>Batch ID:</b>	04/01/21	<b>Test ID:</b>	T000141605
<b>Type:</b>	Unit	<b>Submitted:</b>	05/18/2021 @ 09:02 AM
<b>Test:</b>	Metals	<b>Started:</b>	5/17/2021
<b>Method:</b>	TM19	<b>Reported:</b>	5/19/2021

## HEAVY METALS

Analyte	Dynamic Range (ppm)	Result (ppm)
Arsenic	0.044 - 4.37	ND
Cadmium	0.043 - 4.29	ND
Mercury	0.042 - 4.17	ND
Lead	0.041 - 4.12	ND

\* ND = None Detected (Defined by Dynamic Range of the method)

## FINAL APPROVAL

  
Michele Gagnon  
19-May-2021  
11:04 AM

PREPARED BY / DATE

  
Ryan Weems  
19-May-2021  
11:07 AM

APPROVED BY / DATE

Testing results are based solely upon the sample submitted to Botanacor Laboratories, LLC, in the condition it was received. Botanacor Laboratories, LLC warrants that all analytical work is conducted professionally in accordance with all applicable standard laboratory practices using validated methods. Data was generated using an unbroken chain of comparison to NIST traceable Reference Standards and Certified Reference Materials. This report may not be reproduced, except in full, without the written approval of Botanacor Laboratories, LLC.