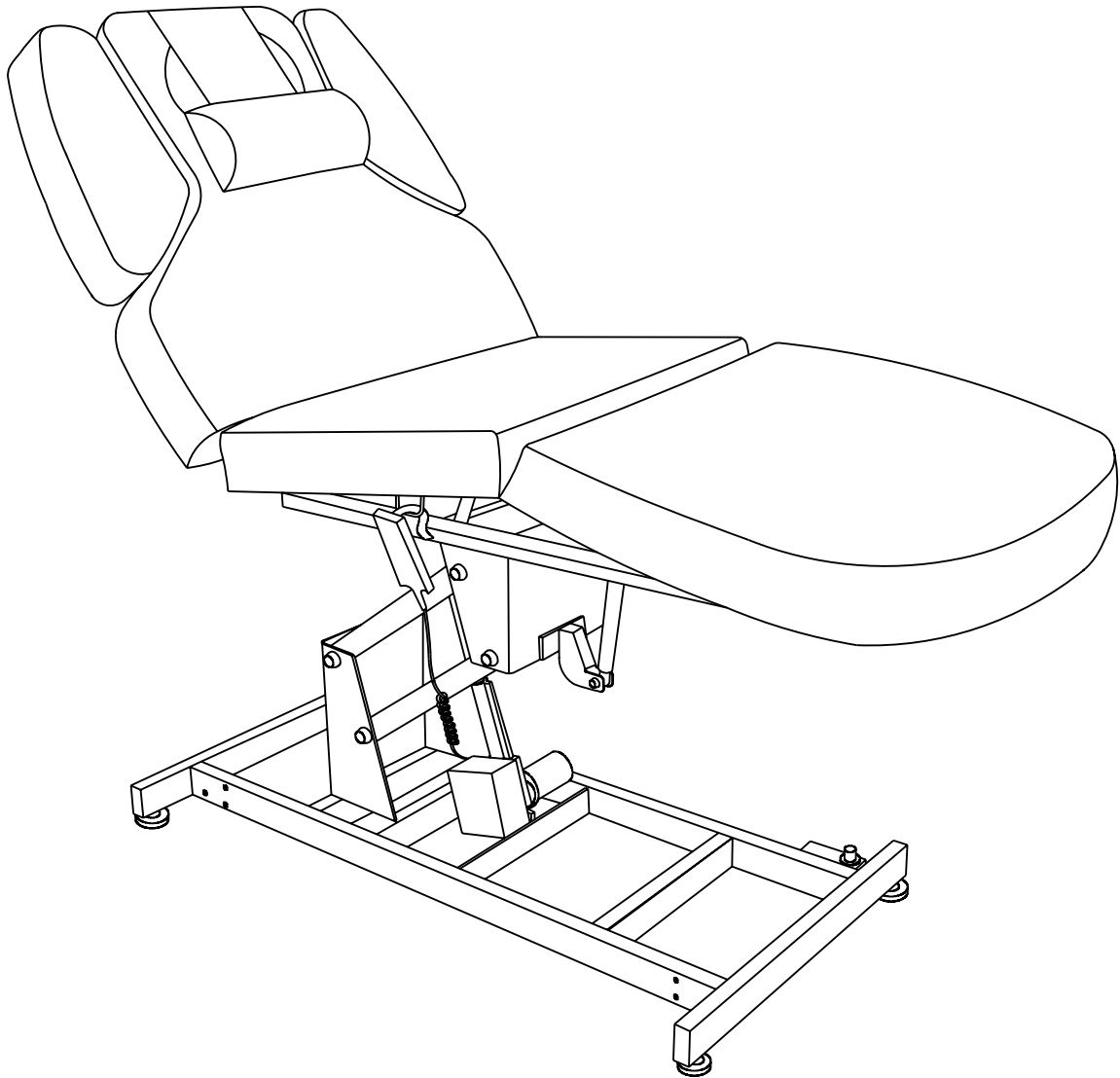
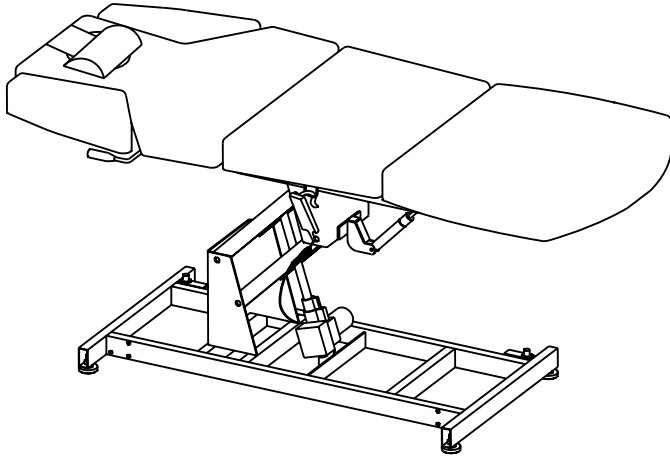


comfort
Soul

**INSTRUCTION MANUAL
MILA FACIAL CHAIR BED**



PRODUCT DESCRIPTION



PRODUCT SPECIFICATIONS

Product Size: 2000X820X660mm

Minimum height: 660mm

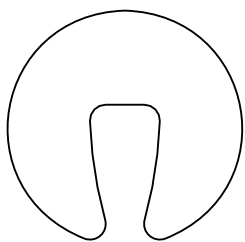
Maximum height: 860mm

N/W: 87 kg

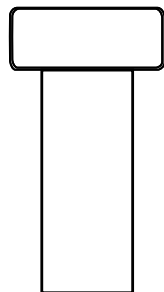
G/W: 118 kg

Maximum Allowable Weight: 200 kg

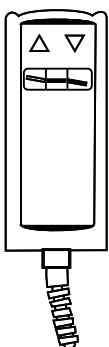
Warning: Do not sit on backrest only.



Face Pillow



Head / Neck Pillow



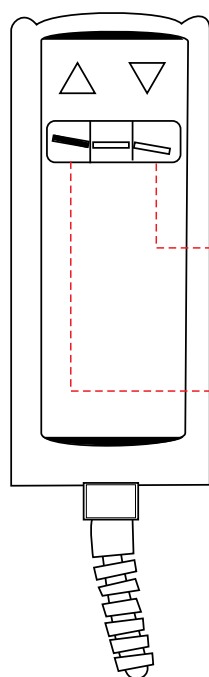
Hand Remote

ACCESSORIES

1. Face Pillow: Provides extra added comfort for face down position.
2. Head/Neck Pillow: Provides support for head and neck when lying on back or side.
3. Electronic Single-Function Hand Remote.

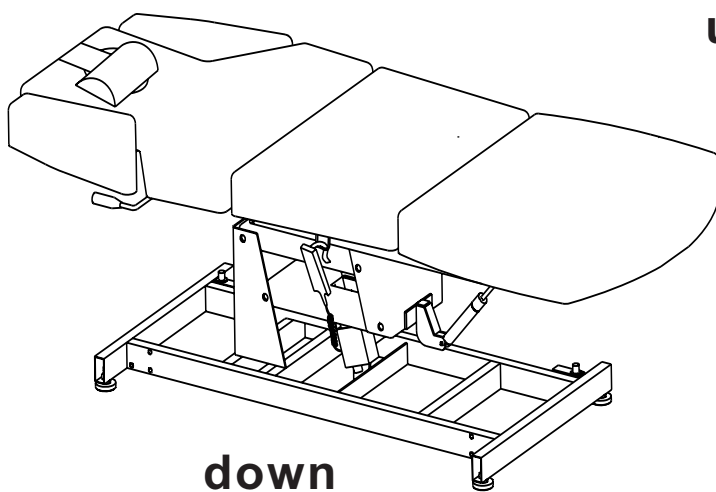
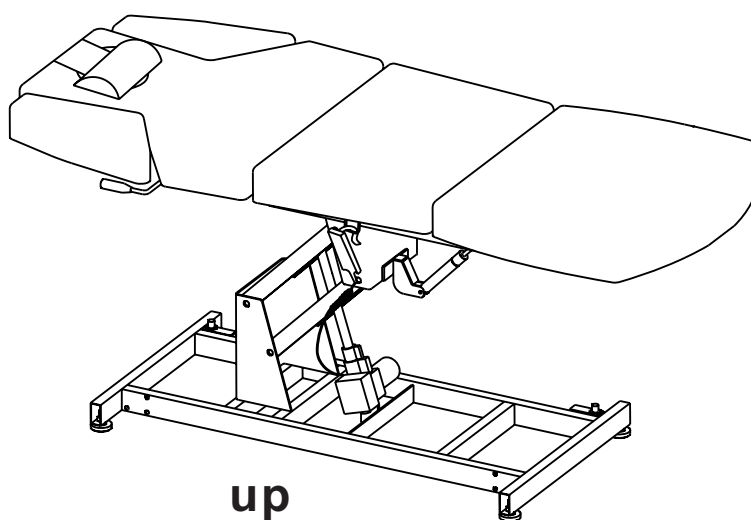
ELECTRIC BED FUNCTION

1. The function of adjusting height.



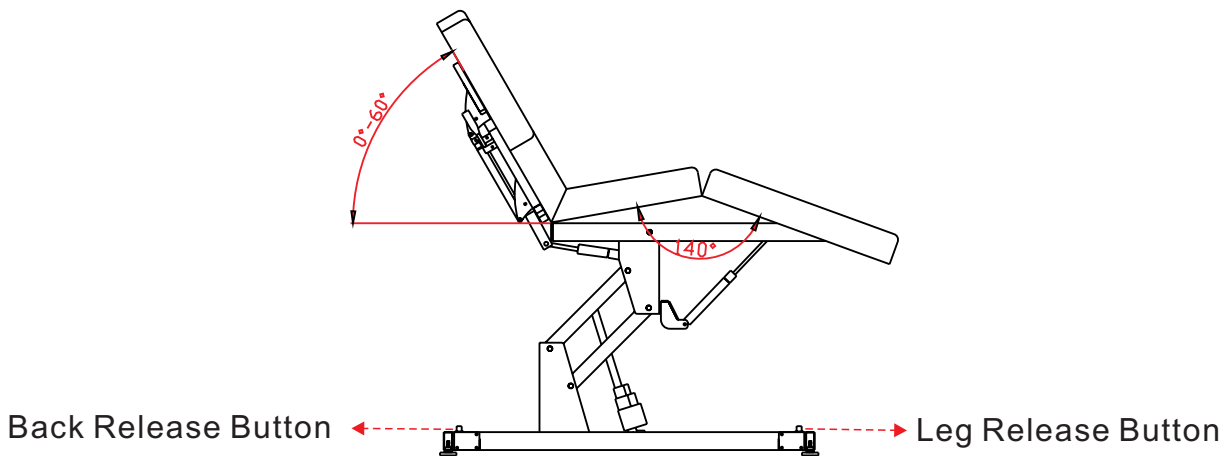
This button can adjust the bed down.

This button can adjust the bed up.

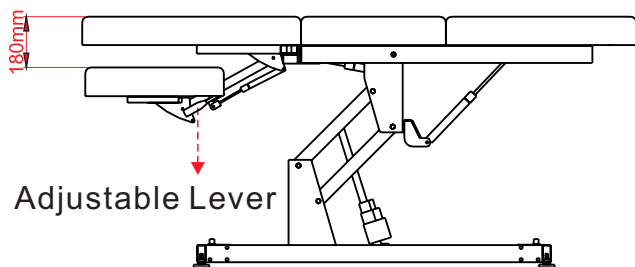


ELECTRIC BED FUNCTION

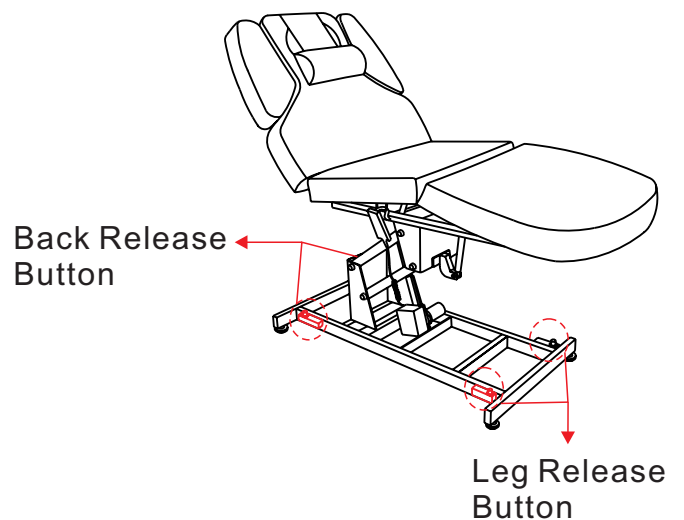
- 2.1 Using your feet, press the Leg Release Button to raise and lower the leg rest. The leg rest can adjust to 140° . To lower the leg rest to its original position (flat) press the Leg Release Button and apply pressure downwards on the leg rest.
- 2.2 Using your feet, press the Back Release Button to raise and lower the backrest. The backrest can adjust between 0° - 60° . To lower the back rest to its original position (flat) press the Back Release Button and apply pressure downwards on the backrest.



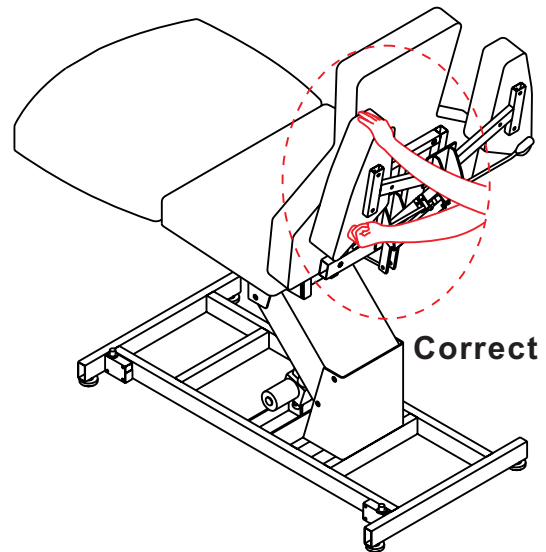
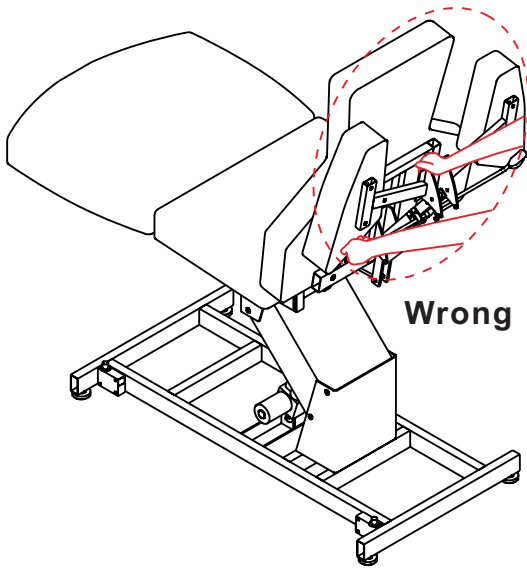
3. Pulling on the adjustable lever, the side armrests can be set to desirable height.



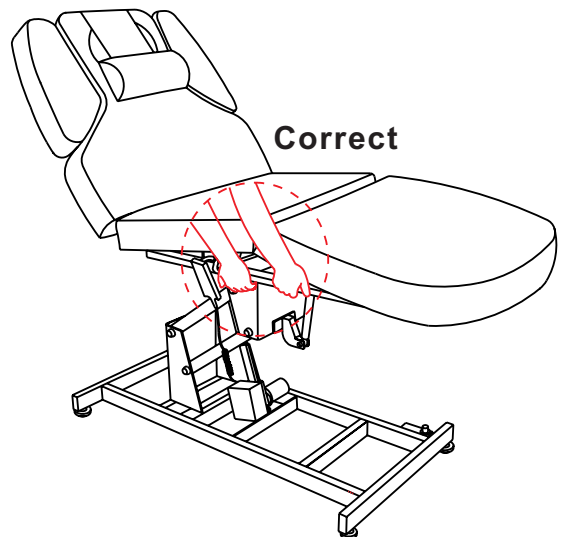
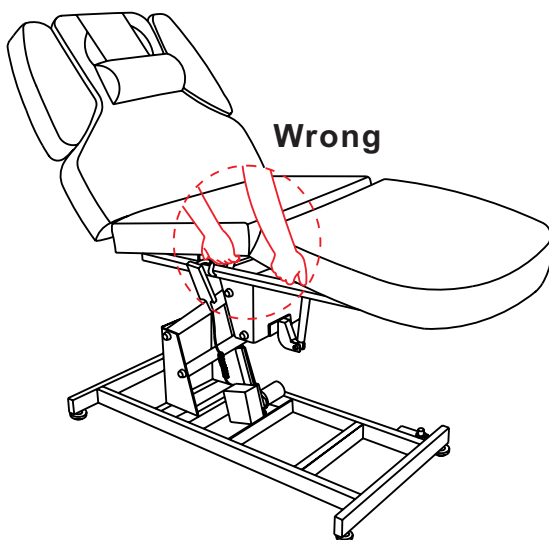
4. The Back Release Button and Leg Release Button can be reinstalled on both right and left sides of the base. Please refer to the picture below.



WARNING



(1)Warning: When adjusting the armrest of the Mila, keep both hands away from the metal frame. Please hold the vinyl portion of arm rest when adjusting its height. Holding the metal frame when adjusting the arm rest height can potentially cause injury.(Please see picture)



(2)Warning: When moving Mila into another location, hold the metal frame using the correct method in the diagram above. Do not hold the vinyl portion of the bed to relocate Mila. (Please see picture)

CONTACT INFORMATION:

If you have any questions about our products, feel free to contact us via email or by phone. We are available via telephone during PST business hours. We try to respond to emails within a few hours of their receipt, even during evenings and weekends.

General Information:

Email: sales@comfortsoul.com
Fax: 1-800-768-5643

Sales:

Email: sales@comfortsoul.com
Telephone: 1-877-COM-SOUL
(1-877-266-7685) Option 1

Technical Support:

Email: support@comfortsoul.com
Telephone: 1-877-COM-SOUL
(1-877-266-7685) Option 2

Mailing Address:

345 Cloverleaf Drive Suite C
Baldwin Park, CA 91706