

Maximus MTDS-53

84" x 58.75" x 32.5"

GENERAL SPECIFICATIONS:

Tub Size	84" x 58.75" x 32.5"
Bathing Well	length: 76" top / bottom varies width: 51.5" top / bottom varies depth at overflow: 25.5"
Plumbed Weight	350 lbs / 95.34 kg
Soaker Weight	157 lbs / 71.28 kg
Average Fill	158 gal to above jet level
Maximum Fill	242 gal to overflow
Undermountable	No

NOTE: Filling this tub to the maximum may require an above average size or dedicated water heater.

NOTE: Not recommended as a tub / shower combination.

ELECTRICAL SPECIFICATIONS:

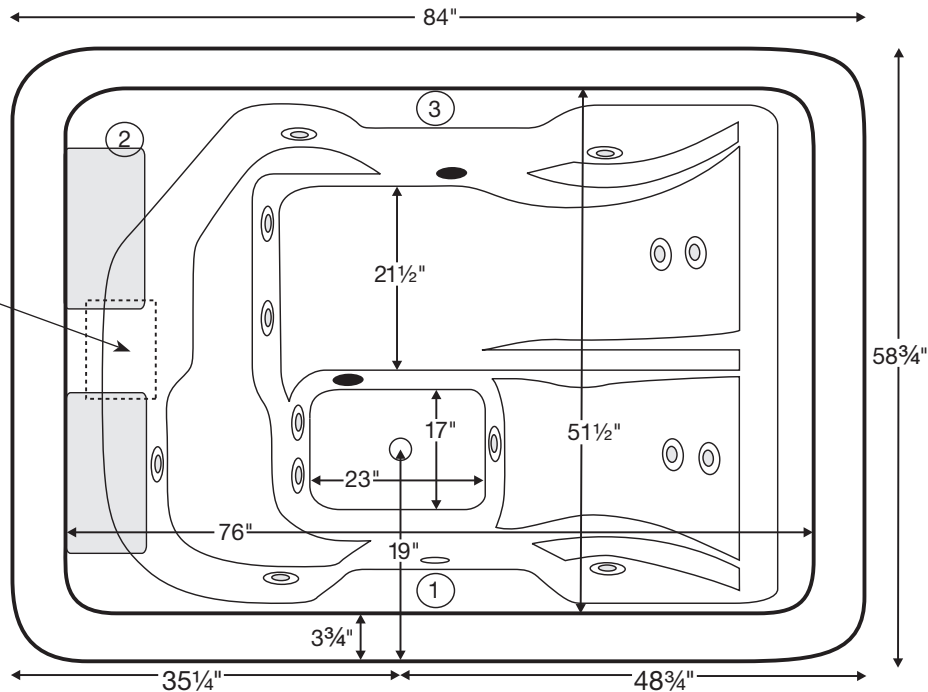
Required Electrical Service	110 Volt
Standard Whirlpool	1-15 & 1-20 amp GFCI
Premium Therapy	2-20 amp GFCI
Ultra-Therapy	2-20 amp GFCI

CSA Certified C/US; NAHB Certified; ANSI Z124.1 for plastic tubs and ANSI 112.19.7 for whirlpool components.

NOTE: See electrical specifications page for electrical requirements of options.

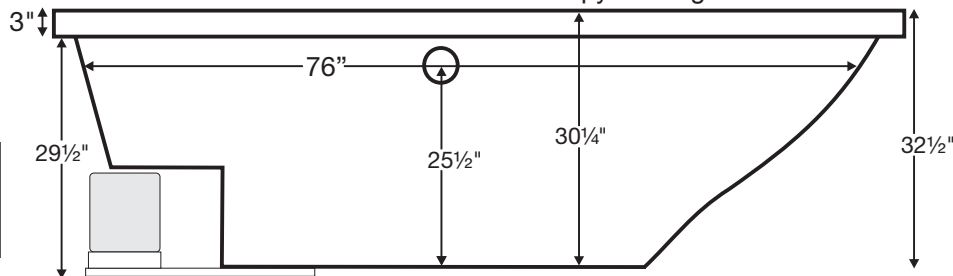


Shown with Ultra-Therapy Package.



Compliance Label
Model MTXXXX
Made in USA
Complies with
ANSI Z124.1-1995
CSA Certified C/US

Numbered locations on tub deck of Premium Therapy version are possible Hand-Held Shower or Breda locations. The same locations are possible Fill-Flush or Breda locations on the Standard Therapy Package only. Note: Pumps are shipped loose with the Maximus. Shown with Premium Therapy Package.



Before ordering or installing, please consider future access to equipment.

IMPORTANT: If you are planning to use a glass enclosure, MTI must be advised when ordering for possible relocation of controls.

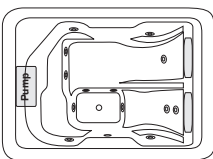
INSTALLATION: Add 1"-3" to height of tub for bedding compound. MTI recommends Quickrete Sand Mix. **Air Baths add approximately 2"-3" to height of tub.** Please measure tub before building tub decking. Suction and control locations may vary. Drawing shows best pump location. Alternate locations available—call MTI for details. Measurements are ± 1/2" and are subject to change without notice. Data herein supersedes all previous prior to publication date shown below. Tubs with more than one pump or blower will require additional service access.



Maximus MTD5-53

84" x 58.75" x 32.5"

All packages with whirlpool and / or air bath include a timer for added safety.

Soaker / Whirlpool	Soakers (S53)	Standard Therapy (P53)	Premium Therapy (P53PR)	Ultra-Therapy (P53U)
 <p>Fill-Flush System NOT available on Premium or Ultra-Therapy packages. Standard Therapy Package shown.</p>	Soaker	11 point-massage jets, 3 bhp pump and an inline heater	14 point-massage jets, 2 2-bhp pumps and an inline heater	9 point-massage jets, 4 directional jets, 14 micro- jets with Tsubo-massage, 2 curved grab bars, 2 neck rest pillows, 4 LED lights, 1 3-bhp pump, 1 2-bhp pump and an inline heater
	\$3,277	\$4,946	\$6,115	\$8,687
System Aria	Air Bath	Air Whirlpool	Air Premium	Air Ultra
	NOT AVAILABLE	NOT AVAILABLE	NOT AVAILABLE	NOT AVAILABLE
System Aria Elite	Aria Elite Bath	Aria Elite Whirlpool	Aria Elite Premium	Aria Elite Ultra
	NOT AVAILABLE	NOT AVAILABLE	NOT AVAILABLE	NOT AVAILABLE

COLORS

Standard: White, Bone, Biscuit, Almond

Color Upgrade: See p M-1 for available colors

OPTIONS FOR ALL BATHS (See Section C for details)

- Quick Ship/Priority. Call for availability. (QSPRI) \$260
- Remote Control (REMOTE) (Air Bath packages only) N/A
- Radiance® (RAD100) (See p C-23) \$999
- Stereo H2O® with 2 transducers (STEREOH2O2) (See p C-20) \$1559
- Virtual Spout (FPMJ) (See p C-25) \$220
- Inline Heater Installed / Soaker and Air Bath (HTISOAK) \$699
- Tub Shield Frameless Enclosure Chrome N/A
 - Square Hinges (MXSH24C) Oval Hinges (QXSH24C)
 - Other finishes available (See p K-13)
- Acrylic Grab Bars, Curved 9" (set of 2) \$192
 - White (GBCW); Bone (GBCB); Almond (GBCAL); Biscuit (GBCBS); Clear w/ Chrome Accents (GBCAC) Clear w/ Brass Accents (GBCBAC) Clear w/ Brushed Nickel Accents (GBCAB)
- Metal Grab Bars, Modern Straight 9" (set of 2) \$228
 - Chrome (GBMS9C); Brushed Nickel (GBMS9BN) Polished Nickel (GBMS9PN)
- Metal Grab Bars, Curved 9" (set of 2) \$228
 - Chrome (GBMCC); Brushed Nickel (GBMCCBN); Polished Nickel (GBMCCPN)
- Waste & Overflow Kits (For other available finishes see p C-1)
 - Lift & Turn White (WOW) \$132
 - Lift & Turn Chrome (WOC) \$86
 - Lift & Turn Brushed Nickel (WOBN) \$160
 - Cable Driven White, Bone, Biscuit, Almond (WOCDW) N/A
 - Cable Driven Chrome (WOCDD) N/A
 - Cable Driven Brass (WOCDBR) N/A
 - Cable Driven Oil Rubbed Bronze (WOCDOB) N/A
 - Cable Driven Brushed Nickel (WOCDBN) N/A
 - Cable Driven Polished Nickel (WOCDBPN) N/A
 - Toe-Tap Chrome (WOTTC) \$162
 - Toe-Tap Brushed Nickel (WOTTCBN) \$184
- Textured Non-Slip Bottom (TXTBTM) meets ASTM F-462-1994 N/A
- Chromatherapy: digitally controlled LED lighting (LE) \$499
- Pillows: various shapes and sizes See p C-12
- Hand-Held Showers, factory-installed See p C-24
- Integral Tile Flange 3 sides (ITF) Specify RH or LH Drain N/A
- Tile Flange Kit Factory-Installed 3 sides – Rigid ABS (TFK3) N/A
- Tile Flange Kit Field-Installed 3 sides – Rigid ABS (TFKNI) N/A

N/C
\$329

- Pre-Leveled Foam Base (PLFOAM) [standard with air baths] \$143
- Pre-Leveled Frame and Foam Base (PLF) N/A
- Skirting (note: MTI recommends a Pre-Leveled Frame when ordering a skirt)
 - Paintable Wood Skirt (SKW6) N/A
 - Stainable Wood Skirt / Cherry (SKCH6) N/A
 - Stainable Wood Skirt / Oak or Maple (SKO6) N/A
 - One-Piece Traditional Acrylic Raised Panel (SKAO6) N/A
 - Acrylic Raised Panel-Look w/ Removable Panels (SKAR6) N/A
 - One-Piece Contemporary Acrylic Flat Panel (SKFO6) N/A
 - Acrylic Euro-Style w/ Removable Panels (SKE6) N/A
 - Acrylic Skirting Color Upgrade (See p M-1) N/A

OPTIONS FOR WHIRLPOOLS ONLY

- Trim Kits *Must be specified at the time of tub order*
 - Standard Therapy Chrome (TRC) \$322
 - Standard Therapy Brass (TRBR) \$647
 - Standard Therapy Br Nickel (TRBN); Pol Nickel (TRPON) \$647
 - Standard Therapy Oil Rubbed Bronze (TROR) (See p C-37) \$874
 - Standard Therapy Special Finish (TRSF) (See p C-37) \$2,522
 - Ultra-Therapy Chrome (TRCU) \$552
 - Ultra-Therapy Brass (TRBRU) \$1,072
 - Ultra-Therapy Br Nickel (TRBNU); Pol Nickel (TRPONU) \$1,072
 - Ultra-Therapy Oil Rubbed Bronze (TRORU) (See p C-37) \$1,400
 - Ultra-Therapy Special Finish (TRSFU) (See p C-37) \$2,918
- Neck Jet Pillows: Rectangular (PINJPR); Oval (PINJPO) \$350
- Pump Upgrades
 - 2 bhp (PUMP2) N/A
 - 3 bhp (PUMP3) STD
- Inline Heater Installed / Whirlpool (HTI) STD
- Low Water Sensor (LWS) \$370
- Rotary Jets: Can be substituted for Point-Massage Jets (max 2) See p C-34
- Additional Point-Massage Jets (EJ) \$235
- Micro-Jets See p C-35
- Cleaning Systems (See p C-30)
 - Fill-Flush® without valves (FFSO) \$559
 - Simple Touch® without valves (FFE) \$640
- Breda Valve (Atmospheric Vent Only) See p C-31
- Breda Valve (Diverter) See p C-31
- Ozonator Bath Sanitation System (OZONE) \$499